

ENGLISH

STAY- AT-HOME

Resource Pack

for Year 3 and 4

Week 2

Topic: At School



## Monday

### Listening Task: A Japanese School

#### **1. Pre-Listening:**

- Describe a normal school day in the life of a student in your country including hours, class subjects, meals, rules, dress, and extra-curricular activities.

#### **2. Listening Exercise:**

- Listen to the text and answer the questions. Follow this link to listen to it:  
<https://www.esl-lab.com/easy/school-schedule/>
- You can have an adult read the text aloud to you. Follow the procedure below.
- You can answer the questions in the pack and then do the Kahoot quiz which you can access by clicking on the following link:  
[https://kahoot.it/challenge/0209448?challenge-id=fc800eef-9fac-4ec3-8137-9b6d6d7f4942\\_1584704199904](https://kahoot.it/challenge/0209448?challenge-id=fc800eef-9fac-4ec3-8137-9b6d6d7f4942_1584704199904)

#### **3. Post-Listening Exercises**

What thing do you most enjoy about your school life? Explain and discuss some of these topics:

- the length of the school year
- a typical day at school
- teacher and student interaction
- school rules (e.g., dress, hair styles, chewing gum, talking in class, cheating, arriving late, etc.)

#### **Procedure for listening task:**

1. Listen to the task for the first time.
2. Listen to the questions being read aloud. You may start answering them.
3. Listen to the text for the second time.
4. Listen to the questions being read aloud again and answer and questions you left out.

## Listening Text

**Randall:** Hello. Today I'm interviewing Joshua on his experiences going to a Japanese school. Now Joshua, what time do you go to school?

**Joshua:** Eight O'clock.

**Randall:** Eight O'clock. And do you go by yourself, or on a school bus?

**Joshua:** No, I have a group that goes with me.

**Randall:** So you go with a group?

**Joshua:** Uh-huh.

**Randall:** Now what kinds of things do you take to school?

**Joshua:** I take my **taiso fuku**, that is gym clothes, and I take my backpack and my books [ *Oh, okay.* ] and stuff like that.

**Randall:** Okay and what is the first thing you do when you get to school?

**Joshua:** We do "kiritsu, rei."

**Randall:** "Kiritsu" and "rei." Now what are those?

**Joshua:** It means "stand up, bow."

**Randall:** Stand up and bow.

**Joshua:** Uh-huh.

**Randall:** And what do you study at school?

**Joshua:** We study **kokugo**, that is writing and reading and stuff like that [ *Okay* ], and **sansu**, that's math. [ *Okay.* ]. And, let's see..., we do gym too.

**Randall:** Okay, and where do you eat lunch? Do you have a lunchroom or cafeteria?

**Joshua:** No, we eat in our classroom.

**Randall:** You eat in your classroom! [ *Yeah.* ]. Oh wow. That is very interesting. Now what time do you come home from school?

**Joshua:** We come home sometimes at 3:00 and sometimes at 2:00.

**Randall:** Okay, well thank you very much Joshua.

**Joshua:** You're welcome.

**Answer these questions by choosing the correct answer.**

1. Joshua goes to school at 8:30 in the morning.  
True                                  or                                  False
  
2. How does Joshua go to school in Japan?
  - a. He rides the subway at 8:00 AM.
  - b. He walks with a group of students.
  - c. He takes a school bus every morning.
  
3. Joshua takes his “Taiso fuku”. This means that he takes
  - a. His backpack
  - b. His gym clothes
  - c. His books
  
4. Which item does Joshua NOT take to school?
  - a. gym clothes
  - b. a school hat
  - c. a backpack
  
5. What does Josh do first when he gets to school?
  - a. He practices his reading and writing.
  - b. He puts on his gym clothes for class.
  - c. He stands and bows to the teacher.
  
6. At Joshua’s school they do not do any Mathematics lesson.  
True                                  or                                  False
  
7. Where does Joshua eat lunch at school?
  - a. in the lunchroom
  - b. in his classroom
  - c. in the gymnasium
  
8. Joshua probably gets home from school between \_\_\_\_\_.
  - a. 2:00 and 3:00 p.m.
  - b. 1:00 and 2:00 p.m.
  - c. 3:00 and 4:00 p.m.

## Poem: The Teacher's Day in Bed

# The Teacher's Day in Bed

David Orme

Our teacher's having a day in bed –  
She's sent her pets to school instead!

*There's ...*

A parrot to read the register,  
A crocodile to sharpen the pencils,  
A canary to teach singing,  
An adder to teach maths,  
An octopus to make the ink,  
An elephant to Hoover the floor,  
An electric eel to make the computer work,  
A giraffe to look for trouble at the back,  
A tiger to keep order at the front,  
A reed bunting (can't you guess?  
to help with reading, of course!),  
A secretary bird to run the office  
A piranha fish to give swimming lessons  
(Glad I'm off swimming today!),  
A zebra to help with crossing the road,  
Oh, and a dragon to cook the sausages.

I bet that none of you ever knew  
Just how many things a teacher can do!



Source: Cracking Writing Year 3 – Rising Stars

1. Why is an adder a good pet to teach maths?

---

2. Do you think children will misbehave in this class?

Explain why, using ideas from the poem.

---

3. A reed bunting is a small bird. What does the poem say it could do in school?

---

4. Why is the narrator pleased not to be in swimming lessons?

---

5. Draw lines to match the pets to their jobs:

*Pet*

*Job*

canary

to make the computer work

eel

to teach singing

octopus

to help with crossing the road

zebra

to make ink

6. Do you think the class will be pleased if their teacher comes back tomorrow?

Explain why, using ideas from the poem.

---


---





Tuesday

Reading Comprehension: Rules for Our School

1. Read text called 'Rules for Our School'.
2. Answer the questions that follow.



## Rules for Our School



**1. SMILE.** People catch smiles just like they catch colds! If you smile at a person, he or she will probably smile at someone else. Soon the whole school will be smiling.

**2. FIND WAYS TO HELP.** If someone falls, help that person up. If someone has a lot of books, open the door. If a friend does not understand something, help him or her.

**3. ALWAYS SAY THANK YOU.** Remember to say "Thank you" to others. The person you thank will feel good. The person will also be glad to help you the next time.

**4. NEVER PUSH.** Lots of people share our school. We share the halls. We share the water fountains. You can't always be first. So do not push! You will make others angry. You might even hurt someone. Instead, say, "You first!"

1. Why do you think you should smile?
  - (A) It can help make others happy.
  - (B) Smiles are hard to catch.
  - (C) Few people know how to smile.
  - (D) The school will not catch cold.
2. What is one rule that you should NOT add to "Rules for Our School?"
  - (A) Don't push others in line.
  - (B) Share with other students.
  - (C) Don't help new students.
  - (D) Always say "Please."
3. What lesson did you learn from these rules?

---

---

*Writing Prompt:* Do you think these rules would be good for your school? Why or why not?



## Vocabulary: Back to School

# Back to School

s u m m e r g f a j m t  
n p o p x n l e j v c e  
e v o b c d e b a h i a  
r l m r i v a r n e s c  
v c o a t o d u u g u h  
o l g h e s e a a n m e  
u a t o d z r r r e e r  
s s y t a t m y y l l r  
m s o r s l c l a l s s  
f r i m o o r s s a l c  
q f r i e n d s y h h b  
l e a r n i n g k c c n

Summer

excited

goal

art

January

learning

leader

music

February

teacher

classroom

hot

friends

class

nervous


challenge

sport



Wednesday

## Old and Modern Schooldays



*Cambo schoolroom, Northumberland. The teacher, Miss Ellen Richardson, shown with the pupil teacher, having charge over some 70 children. The walls are covered with display charts. Date of photograph c. 1890.*



Look carefully at the photographs.

One shows you a classroom in Victorian times.

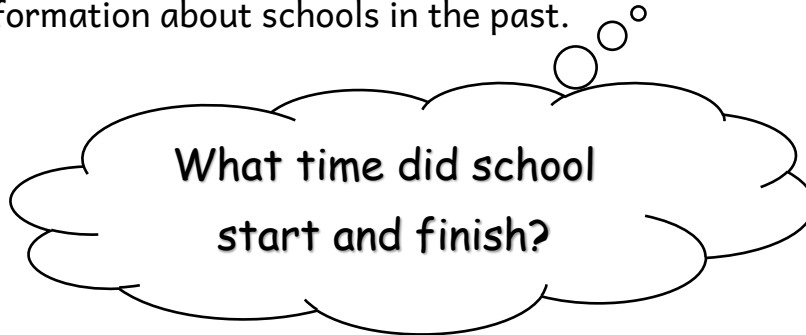
The other shows a classroom today.

1. Make a list of / Talk about all the things which are different and those which are the same. Look at:
  - the things in the classroom
  - the way the pupils and teachers are dressed
  - how the classroom is arranged
2. Use your lists to write:
  - a. A description of a Victorian classroom
  - b. A description of a modern classroom
  - c. Which one you like best and why you like it.
3. Imagine you have been asked to build the perfect classroom.
  - a. Make a list of all the things you think should be in it.
  - b. Make a list of the things you think should definitely not be in it.

## Research Project: Going to School in the Past

Your task is to find information about schools in the past.

1. Make a list of 5 questions you want to ask to find out more information about schools in the past.



2. Call your grandparents or another elderly person and get answers to your questions.
3. Extension: Think of a way how to present this new information. You can make a PowerPoint presentation, a booklet, a chart, and send it to me via email at [pamela.zerafa@ilearn.edu.mt](mailto:pamela.zerafa@ilearn.edu.mt)

Use this space to plan your questions.






# Home Schooling

Now that you are experiencing what the term 'home schooling' means, think about whether you like it or not. Write down a list of advantages and disadvantages of learning from home. (Use numbers or bullets.)

## Pros



## Cons





Thursday

Reading Comprehension: Blair Elementary School News for March

www.blair elementary school.net


WELCOME TO OUR WEB PAGE!

## Blair Elementary School News for March

**Special Dates:** **March 4** Mrs. Mohan's class takes a trip to North Park Zoo. The bus will leave school at 12:00 P.M. and come back at 3:00 P.M. Wear shoes that feel good.

**March 16** School will end at 12:30 P.M.

**March 30** This is School Picture Day. Wear a big smile to school!



**Ways You Can Help:**

- Do you have some extra yarn at home? Mr. King needs it! Drop the yarn in the box near the art room.
- Bring back the books! Mrs. Nolen says many students need to bring back school library books. She has sent out notes about missing books.
- Should Blair Elementary School have a science fair? Jan Lee thinks so. She wants to start one. But she needs other parents to help her. If you want to help, call Jan at 555-6791.

**Other News:**

- This spring, Mrs. Bain's class will be in charge of the school's flower garden near the front door.
- Laurie Burks visited Mr. Wayne's class. She sang some of her songs to the class. The class gave Laurie a big hand.



- 1. Why do you think students should wear shoes that feel good on the zoo trip?**
  - Ⓐ They will be doing a lot of walking.
  - Ⓑ They will be riding on animals.
  - Ⓒ You need special shoes to go to the zoo.
  - Ⓓ Other kinds of shoes scare the zoo animals.
  
- 2. What does “wear a big smile” on March 30 mean?**
  - Ⓐ Students should smile for their pictures.
  - Ⓑ Students should wear tags with smiles on them.
  - Ⓒ Students should wear clothes with smiles on them.
  - Ⓓ Students should always be happy in school.
  
- 3. The flower garden will be near the “front door.” What do you think the “front door” is?**
  - Ⓐ the front door of Mrs. Bain’s class
  - Ⓑ the front door of the school
  - Ⓒ the front door of a student’s house
  - Ⓓ the front door of a greenhouse
  
- 4. Which of these people do you think works in the school library?**
  - Ⓐ Mr. Wayne
  - Ⓑ Mrs. Mohan
  - Ⓒ Laurie Burks
  - Ⓓ Mrs. Nolen
  
- 5. Why do you think “the class gave Laurie a big hand”?**  
  

---


---

## Writing: An Email

Imagine you go to the PERFECT school. Write an **email** to **your friend**, Pam ([pamela.zerafa@ilearn.edu.mt](mailto:pamela.zerafa@ilearn.edu.mt)) to **describe your perfect school**.

You can write about:

- What the school looks like and where it is located.
- What facilities it has (gym, lab, indoor and outdoor pool, etc...)
- What lessons are done
- What time school starts and finishes; break times
- How your classroom is set up
- Any resources/materials that you use (books, tablets, computers, etc.)

 New Message — ↗ ✕

To

Cc

From

Bcc

---

---

---

---

---

---







---

---

---

---

Send

Reading Comprehension: The Worst Witch

## The Worst Witch

Jill Murphy

- 1 The smile faded from the headmistress's face and she sighed, as if with deep disappointment. Mildred felt about an inch high.
- 3 "*Really*, Mildred," Miss Cackle said in a tired voice, "I have run out of things to say to you.
- 5 "Week after week you come here, sent by every member of staff in the school, and my words just seem to go straight in one ear and out of the other. You will never get the Witches' Higher Certificate if this appalling conduct continues. You must be the worst witch in the entire school. Whenever there's any trouble you are nearly always to be found at the bottom of it, and it's just not good enough, my dear. Now, what have you to say for yourself *this time?*"
- 13 "I don't really know, Miss Cackle," Mildred said humbly. "Everything I do just seems to go wrong, that's all. I don't *mean* to do it."
- 18 "Well, that's no excuse, is it?" said Miss Cackle. "Everyone else manages to live without causing an uproar wherever they go. You must pull yourself together, Mildred. I don't want to hear *any* more bad reports about you, do you understand?"



Source: Cracking Comprehension – Rising Stars

1. Who is Miss Cackle?

---

2. How does Miss Cackle feel about Mildred at the beginning of this extract?

---

3. "*Mildred felt about an inch high*" (paragraph 1). An inch is about the length of your thumb. What do you think this sentence tells you about how Mildred is feeling?

---

4. Copy the words that show Miss Cackle doesn't think Mildred listens to her.

---

---

5. Write **two** ideas from the text that tell you Miss Cackle is tired of Mildred always getting into trouble.

---

---

6. "*if this appalling conduct continues*" (paragraph 2). Which of these means the same as the underlined words?

not listening ☐    being an inch high ☐    very bad behaviour ☐

7. Tick the sentence that summarises how Mildred feels.

She is angry that she is being blamed for something she didn't mean to do. ☐

She hates Miss Cackle and the school. ☐

She is upset that she is in trouble again. ☐

She is worried that she won't get her Witches' Higher Certificate ☐

8. (a) Write a word from the text that describes how someone spoke.

---

(b) Explain why you think the author chose that word.

---

---

9. This text is from the beginning of *The Worst Witch*. Do you think she stops getting into trouble after this? Explain your answer.

---

## Poem: New School

### **New School**

Kevin McCann

In the playground corner  
I stand and see:  
Girls with skipping ropes,  
Boys with footballs  
And everyone shouts at once.

In the playground corner  
I stand and see:  
A teacher looking at his watch,  
Cup of coffee in one hand  
And a whistle in the other.

In the playground corner  
I stand and see:  
Big kids sharing jokes and sweets,  
One skits our headmaster  
And everyone knows everyone else.

In the playground corner  
I stand on my own  
And wish and wish  
I could just go home.

Source: Cracking Writing – Rising Stars





Answer these questions:

1. Who is “I” in this poem?

---

2. List three things you know are in the playground in this poem (apart from the children and the teacher).

---

3. How do you know what time of day it is?

---

4. “One skits our headmaster.”

Suggest another way the poet could have said the same thing.

---

5. “And everyone knows everyone else.”

Why do you think the speaker included this information?

---

9. Read the title of the poem. Is this a good title for the poem?

Yes \_\_\_\_\_

No \_\_\_\_\_

10. Do you think the playground seems like a happy place for most of the children? Yes \_\_\_\_\_ No \_\_\_\_\_

Explain your answer.







---

11. How does the poet want you to feel about the speaker? Explain your answer.

---

# Why we come to school

1. Brainstorm ideas of why we come to school. Write down a list or jot down your ideas in a web. Discuss your ideas with an adult.
2. Look at the image below: Life at school. Discuss this information and add any new ideas to your list. Why is it important to learn specific subjects such as Mathematics, Literacy or PE?

<h2>Life at school</h2> <p>Discuss these activities that take place in school and add any new ideas to your list.</p>		
<b>Music</b> 	<b>Maths</b> 	<b>Reading</b> 
<b>Science</b> 	<b>Play time</b> 	<b>PE</b> 
<b>Assembly</b> <p>A school might start off the day with an assembly. Children can listen to stories that teach them how to be kind and caring. They may also sing together.</p>	<b>Work in class</b> <p>Children can enjoy learning about lots of new things. They also learn to concentrate and work hard.</p>	<b>Working together</b> <p>Children must learn how to get on well with each other and work in teams. They must take turns, speak clearly and help other children. They must also learn to follow school rules such as not running indoors.</p>

3. Write down an explanation of why you go to school on the next sheet. Use ideas from your list. Explain your ideas carefully.

# Why we come to school

Introductory  
sentence

---

---

Sentences to  
explain the  
subject.

---

---

---

---

---

---

---

---

---

---

Concluding  
sentence

---

---

# Doodle drawing



Draw your teacher trying to  
hula-hoop.

# ROALD DAHL

## Matilda



Use the following link to download a copy of the book Matilda by Roald Dahl

<http://jssisdubai.com/Document/Uploaded/Matilda.pdf>

You can also watch it, but we all know it's more fun to read it first!

Here are some things to discuss after reading the book (or watching the film):

- Why do you think Matilda is so eager to go to school?
- Why do you think reading is so important to Matilda?
- Why do you think Ms Trunchbull treats children so badly?
- Draw a detailed, labelled character sketch of Miss Honey. Draw another one for Ms Trunchbull. How are they different? Who do you prefer and why?
- Choose 5 words to describe Ms Trunchbull. Now try to use the **thesaurus** to find words which are similar in meaning to those you have just mentioned.
- How does Miss Honey teach spelling? Can you make up a word to spell in the same way?
- Would you like to have Ms Trunchbull as your headteacher? Explain your answer.
- Have you read any other books that are set in a school?





## Useful Links:

Poem: No Breathing in Class by Michael Rosen:

<https://www.youtube.com/watch?v=z1cfVQyrQ3Q>

[http://www.storiesfromtheweb.org/earlyyears/sfw07\\_stories.asp](http://www.storiesfromtheweb.org/earlyyears/sfw07_stories.asp) NICE STORIES

<http://www.littlegiraffes.com/storyprops1.html>

<http://www.storyplace.org/preschool/other.asp>

<http://www.priorywoods.middlesbrough.sch.uk/kidsonly/story/story.htm>

<http://www.schoolexpress.com/storytime.php>

<http://www.storylineonline.net>

<https://www.worldbookday.com/>

## Material taken/adapted from:

Cambridge Primary: Ready to Go Lessons for English

Rising Stars: Cracking Comprehension, Year 3

Rising Stars: Cracking Writing, Year 3

Nelson English Development Books 3

Hi-Lo Passages to build Comprehension, Grades 3-4, Scholastic.

[twinkl.com.mt](https://www.twinkl.com/mt)

## READING FOR PLEASURE

Don't forget to read for at least 20 minutes a day. Some free eBooks are available on the Literacy Pro App on your tablet or by clicking here:

[https://www.oxfordowl.co.uk/for-home/find-a-book/library-page/?view=image&query&type=book&age\\_group&level&level\\_select&book\\_type&series&fbclid=IwAR0bkEPpBVu800fsr1z1XAIB5TQyaGAuz4RXEUbo1msDSa91ih-yio0K-l8](https://www.oxfordowl.co.uk/for-home/find-a-book/library-page/?view=image&query&type=book&age_group&level&level_select&book_type&series&fbclid=IwAR0bkEPpBVu800fsr1z1XAIB5TQyaGAuz4RXEUbo1msDSa91ih-yio0K-l8)

If you want someone to read to you, you can always go online and choose a story which tickles your fancy: <https://www.storylineonline.net/>

Teachers and Parents, for more resources, you can visit

<http://taleinmalta.wixsite.com/elrc/resources>

or the official curriculum website:

[https://curriculum.gov.mt/en/syllabi\\_as\\_from\\_sept\\_2018/Pages/yr03\\_to\\_yr06\\_English.aspx](https://curriculum.gov.mt/en/syllabi_as_from_sept_2018/Pages/yr03_to_yr06_English.aspx)

or the Digital Resources tab:

[https://curriculum.gov.mt/en/digital\\_resources/Pages/Primary-EnglishResources.aspx](https://curriculum.gov.mt/en/digital_resources/Pages/Primary-EnglishResources.aspx)

If you need any help, feel free to contact us. We are more than happy to help you make the most of this situation. Let's not lose sight of what's important here, everyone's health and safety. Take good care.

Hugs,

Pam, Mary Jude and Urieth

The English Primary Department (2020)



## **Stay-at-Home Resource Pack: WEEK 1: Animals – Answers**

### Monday: Listening Task

<u>1b</u>	<u>2a</u>	<u>3c</u>	<u>4c</u>	<u>5c</u>	<u>6b</u>
-----------	-----------	-----------	-----------	-----------	-----------

### Tuesday: A cat called Penguin

1. Sleepy – relaxed
2. They were sitting on an apple tree.

Evidence:

- “He settled himself more comfortably against the trunk of the apple tree...”
  - “Penguin, who was draped across the same branch...”
  - “He didn’t look as though he was in the best shape for climbing trees...”
3. True – False – True – True – False
  4. Penguin licked Alfie’s elbow lovingly.
  5. Alfie never fell. He had perfect balance.
  6. Persuade
  7. He thought Penguin would look good in a leotard.  
He thought it might help Penguin act like a circus performer.
  8. No. Penguin looked sternly at Alfie to warn him off.

### Wednesday: Greedy Dog

1. Orange peel – hot buttered toast.
2. Likes – enjoys – delights in
3. C
4. Gobbling
5. True
6. Greedy Dog will eat it up.

### Thursday: All about owls

1. There are several features: site membership, hyperlinks, navigation bars, etc.
2. About 162 species.
3. Small animals such as mice and frogs and insects.
4. Owls have “fluffy feathers” that help them fly silently. They need to be silent to hunt successfully.
5. Nocturnal
6. Owl Craft
7. You would see some Northern Barred Owls live.
8. Other pages about owls. Pages about other birds.

## Stay-at-Home Resource Pack: WEEK 2: At School – Answers

### Monday: Listening Task

<u>1b</u>	<u>2b</u>	<u>3c</u>	<u>4b</u>	<u>5a</u>
-----------	-----------	-----------	-----------	-----------

### Poem: Teacher's Day in Bed

1. He can do addition sums.
2. Probably yes. The animals (tiger, crocodile, piranha) will make sure to keep the children well behaved.
3. It could help children read.
4. The piranha fish gives swimming lessons.
5. Canary – teach singing; eel – to make the computer work; octopus – to make ink; zebra – to help with crossing the road.
6. Answers will vary. Sample Answer: Yes, the teacher is not as scary as some of the animals mentioned in the poem.

### Rules for our School

1. A    2. C
3. Sample answer: Be nice to other people.

Writing Prompt: Answers will vary.

### Old and Modern School Days

1. Same: classroom displays on wall, children sitting at desks (rows), books, interactive whiteboard, blocks for hands on activities  
Different: clothes, pupil teacher, classroom layout and seating (groups), many students in class
- 2./3. Answers will vary.

### Blair Elementary School News for March

1. A 2. A 3. B 4. D
5. It means the class clapped for Laurie because they liked her songs.

### The Worst Witch

1. She's the school headmistress.
2. She feels deeply disappointed.

3. She is feeling bad/ashamed about herself. She knows that she's in trouble.
4. "My words just seem to go straight in one ear and out of the other."
5. Her smile faded when she saw Mildred and she spoke in a tired voice as if she's been repeating the same thing over and over again.
6. Very bad behaviour
7. She is upset that she's in trouble again.
8. a. humbly      b. To show that she is really sorry and that she did not mean to cause trouble.
9. Answers will vary. Sample Answer: No. Mildred is not doing this on purpose, but she does not know what she's doing wrong, so probably she will continue to do so.

#### New School

1. The speaker – a new student
2. Skipping ropes, football, sweets
3. It's lunchtime, because the students are having their break, and everyone is in the playground.
4. One imitates the headmaster/pretends to be the headmaster/acts like the headmaster
5. To show how lonely he feels because he doesn't know anyone.
6. Yes
7. Yes. The children seem to be having fun, some are skipping ropes, others playing football or sharing jokes.
8. He wants the reader to understand how it feels to be a new student in a school where you don't know anybody.

---

END OF DOCUMENT

---